

# TEST REPORT

FOR

## LAMIN-ART

1670 Basswood Road  
Schaumburg, IL 60173

### Standard Test Method for Surface Burning Characteristics of Building Materials ASTM E84-16

Test Report No: FH-2685-2


Assignment No: H-1223

Test Date: 09/01/2016

Report Date: 09/14/2016

Subject Material: Wood Veneer HPL -- Pat: L925-Reg

Prepared by: \_\_\_\_\_



Michael J. Rizzo  
Senior Test Engineer

Reviewed by: \_\_\_\_\_



Robert J. Menchetti  
Director, Laboratory Facilities and Testing Services

The results reported in this document apply to specific samples submitted for measurement. No responsibility is assumed for the performance of any other specimen. The laboratory's test report in no way constitutes or implies product certification, approval or endorsement by this laboratory. This report may not be reproduced, except in full, without the written approval of the laboratory.

**TEST REPORT REVISION HISTORY:**

DATE	SUMMARY
September 14, 2016	Original issue date. Original NGCTS report FH-2685-2.

**INTRODUCTION:**

This report presents the results of a specimen tested in accordance with the requirements of ASTM E84-16 Standard Test Method for Surface Burning Characteristics of Building Materials. This test method is also published under the designations UL 723 and NFPA 255.

The purpose of this test method is to determine the relative behavior of the material by observing the flame spread along the specimen. Flame spread and smoke developed indexes are reported. However, there is not necessarily a relationship between these two measurements.

This standard is used to measure and describe the response of materials, products, or assemblies to heat and flame under controlled laboratory conditions. It should not alone be used for fire hazard or fire risk assessment of the materials, products, or assemblies under actual fire conditions.

**TEST SPECIMEN:**

The test specimen was submitted for testing directly to NGC Testing Services (NGCTS) by Lamin-Art, of Schaumburg, IL. The test specimen was identified by the client as:

**Pat: L925-Reg**

The test specimen was received in good condition by NGCTS on August 26, 2016. The test specimen was submitted as three (3) nominally 0.040 in. thick by 2 ft. wide by 8 ft. long “strips” of a wood veneer HPL.

Upon receipt, the test specimen strips were placed in a conditioned environment (73.4 ± 5°F and 50 ± 5% relative humidity), where they remained until tested.

**MOUNTING METHOD:**

The (3) test specimen strips were placed end-to-end, directly on the tunnel ledges (with the strips’ veneer facing exposed to the burner flames), and butted tightly together to achieve the required specimen length. No additional support was required. Non-combustible, fiber-reinforced cement board (1/4 in. thick) was placed over the test specimen as lid protection.

**TEST RESULTS:**

The test results, computed on the basis of observed flame front advance and electronic smoke density measurements are presented in the tables below.

The reported flame spread and smoke developed indices, as presented below, are the computed comparison to the standard calibration materials – mineral fiber-reinforced cement board and select grade red oak flooring. The cement board is used to establish relative 0 values for flame spread and smoke developed; the red oak flooring is used to establish relative 100 values for flame spread and smoke developed.

<u>TEST NO.</u>	<u>MATERIAL TESTED</u>	<u>SIDE EXPOSED</u>	<u>SUPPORT</u>	<u>CALCULATED FLAME SPREAD</u>	<u>CALCULATED SMOKE DEVELOPED</u>															
2	Pat: L925 - Reg	Veneer Face	Self-Supporting	67.01	60.90															
<table border="1"> <thead> <tr> <th><u>MATERIAL TESTED</u></th> <th><u>SIDE EXPOSED</u></th> <th><u>SUPPORT</u></th> <th><u>FLAME SPREAD INDEX *</u></th> <th><u>SMOKE DEVELOPED INDEX*</u></th> </tr> </thead> <tbody> <tr> <td>RED OAK FLOORING</td> <td>FINISHED</td> <td>SELF-SUPPORTING</td> <td>100</td> <td>100</td> </tr> <tr> <td>REINFORCED CEMENT BOARD</td> <td>SYMMETRICAL</td> <td>SELF-SUPPORTING</td> <td>0</td> <td>0</td> </tr> </tbody> </table>						<u>MATERIAL TESTED</u>	<u>SIDE EXPOSED</u>	<u>SUPPORT</u>	<u>FLAME SPREAD INDEX *</u>	<u>SMOKE DEVELOPED INDEX*</u>	RED OAK FLOORING	FINISHED	SELF-SUPPORTING	100	100	REINFORCED CEMENT BOARD	SYMMETRICAL	SELF-SUPPORTING	0	0
<u>MATERIAL TESTED</u>	<u>SIDE EXPOSED</u>	<u>SUPPORT</u>	<u>FLAME SPREAD INDEX *</u>	<u>SMOKE DEVELOPED INDEX*</u>																
RED OAK FLOORING	FINISHED	SELF-SUPPORTING	100	100																
REINFORCED CEMENT BOARD	SYMMETRICAL	SELF-SUPPORTING	0	0																
2	Pat: L925 - Reg	Veneer Face	Self-Supporting	<b>65</b>	<b>60</b>															
<table border="1"> <thead> <tr> <th><u>CLASSIFICATION</u></th> <th><u>FSI</u></th> <th><u>SDI</u></th> </tr> </thead> <tbody> <tr> <td>CLASS A or I</td> <td>0 - 25</td> <td>0 - 450</td> </tr> <tr> <td>CLASS B or II</td> <td>26 - 75</td> <td>0 - 450</td> </tr> <tr> <td>CLASS C or III</td> <td>76 - 200</td> <td>0 - 450</td> </tr> </tbody> </table>						<u>CLASSIFICATION</u>	<u>FSI</u>	<u>SDI</u>	CLASS A or I	0 - 25	0 - 450	CLASS B or II	26 - 75	0 - 450	CLASS C or III	76 - 200	0 - 450			
<u>CLASSIFICATION</u>	<u>FSI</u>	<u>SDI</u>																		
CLASS A or I	0 - 25	0 - 450																		
CLASS B or II	26 - 75	0 - 450																		
CLASS C or III	76 - 200	0 - 450																		
<p>* Flame Spread / Smoke Developed Index is the result (or the average of the results of multiple tests), rounded to the nearest multiple of 5. Smoke developed results in excess of 200 are rounded to the nearest multiple of 50.</p>																				

<b>Test Specimen</b>	<b>Flame Spread Index (FSI)</b>	<b>Smoke Developed Index (SDI)</b>
<b>Pat: L925-Reg</b>	<b>65</b>	<b>60</b>

ADC DRAFT (IN. H2O) 0.080  
 GAS PRESS. (IN. H2O) 0.290  
 GAS VOL (CF) 50.13  
 BTU/cf 1003  
 SHUTTER (IN.) 3.00  
 TEMP. 13' BURIED 110 F

Flame Spread: 67.01  
 Area under Flame Curve (ft-min): 121.88

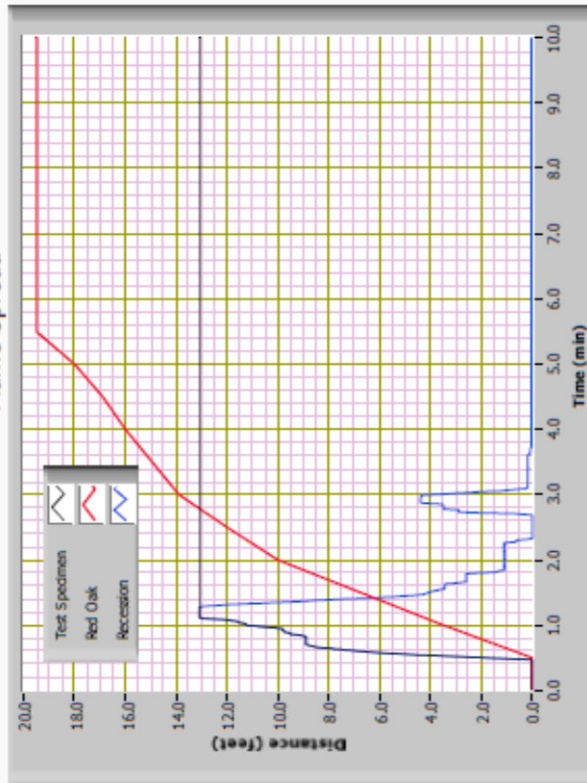
TEST#: FH-2685-2 DATE: 9/1/2016

TEST METHOD: ASTM E84-16

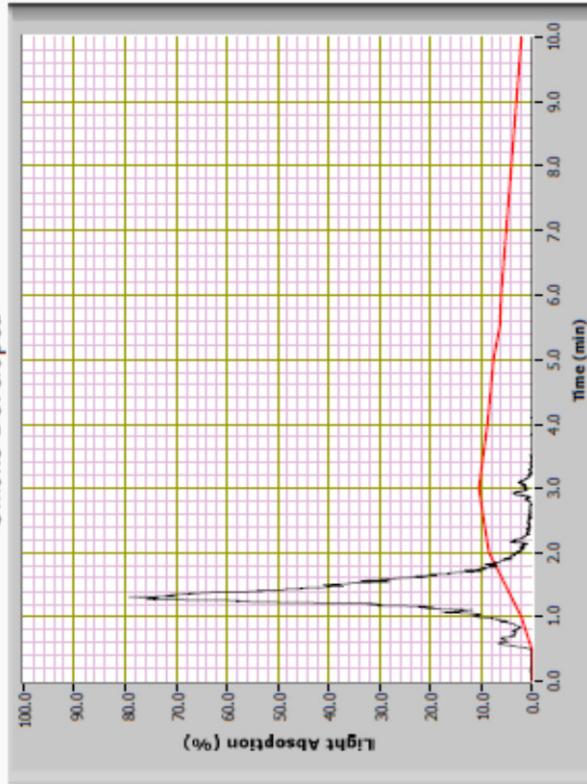
CLIENT: Lamin-Art  
 PROJECT#: H-1223  
 SAMPLE: Pat: L925-Reg  
 MATERIAL: (3) 24" X 96" strips  
 SUPPORT: Self-Supporting  
 REMARKS: Ignition Time: 0:23  
 Max Flame Front: 13.10 FT. @ 1:16

Smoke Developed: 60.90  
 Area under Smoke Curve (%A-min): 31.29

Flame Spread



Smoke Developed



The following data sheet is an actual printout of the computerized data system which monitors the tunnel furnace. The sheet contains all calibration and specimen data needed to calculate the test results.